









The bookmark below shows the strategies pupils can use to help work out words when reading.

|  |   |
|--|---|
| <h2>Reading Strategies</h2> <p><b>blend</b></p>   | <p>Read the first sound and look at the pictures!</p>  <p>The <b>s</b>un is bright.</p>                             |
| <p>Look for digraphs.</p>  <p><b>rain</b></p>  | <p>Is it a long word or a short word? Can you see a small word hiding inside a big word?</p>  <p><b>raining</b></p> |
| <p>Cut the word into 2 bits.</p>  <p><b>sunset</b></p>  | <p>Cut the word up into syllables</p>  <p><b>hospita l</b></p>  |
|  | <p>Go back and read it again to check it makes sense.</p>   |