

Year 1 - Maths Monday 1st to Friday 5th February

This week we will be subtracting (taking away) multiples of 10 (numbers that end in a 0 e.g. 40, 20) from a two-digit number and two-digit numbers from two-digit numbers. You will draw the Dienes and cross some out to show your working out.

You can print it off the worksheet on the days that you need them or just answer the questions on some paper.

Begin by practicing counting in 10's. You might like to use this song on YouTube to help you.

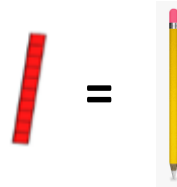
<https://www.youtube.com/watch?v=W8CEOIAOGas>

TAKE AWAY RULE – ALWAYS MAKE THE BIGGEST NUMBER FIRST!

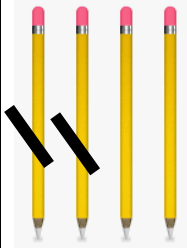
Today you will be learning to take away multiples of 10.

- ❖ Read the number sentences given.
- ❖ Use items from home that are long such as pencils or crayons to represent the 10 Diene.
- ❖ Next make the BIGGEST number using your items – COUNT IN TENS TO HELP YOU!
- ❖ Then take away the smallest number from the biggest number by getting rid of your items. For example, $40 - 20 =$ I would have 4 pencils to represent the 40 and then I will take away 2 pencils which represents the 20.
- ❖ Then count how many you have remaining.

Remember the long item represents 10:



E.g. $40 - 20 = 20$



Do not forget to count in tens!

Activity:

Today you will be taking away multiples of 10. You will need to find something you can use in your house to count with. For example, pencils, crayons, pens, straws to represent your 10 dienes. Choose a set of questions to answer from the sheet.

Remember to start on the 1 or 2 star questions before doing the 3 star challenge questions.

Open Monday Maths Worksheet

[Email or upload this work to your class Teams page.](#)

Monday 1st

(Pre-Recorded lesson on Teams - you need to download it)

Tuesday 2nd

Live lesson with your teacher on teams.

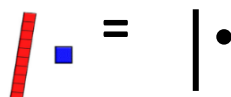
Begin by practicing counting in 2's. You might like to use this song on YouTube to help you. [Count by 2 | Dancing 2's | Skip Counting by 2 | Count to 100 | Educational Songs | Jack Hartmann - YouTube](#)

REMEMBER TO DRAW DIENES FOR THE BIGGEST NUMBER ONLY!

TAKE AWAY RULE – ALWAYS MAKE THE BIGGEST NUMBER FIRST!

- ❖ Draw the BIGGEST number first.
- ❖ Then take away the smallest number (by crossing out) from the biggest number.
- ❖ Then count all the dienes remaining.

Remember the line represents 10 and the dots represent one:



E.g. $50 - 40 = 10$



Activity:

Choose a set of questions to answer from the sheet.

Remember to start on the 1 or 2 star questions before doing the 3 star challenge questions.

Remember to draw the BIGGEST number and then cross out your smallest number from your biggest number.

Don't forget to count in tens! You might like to use the song we learnt to help you.

<https://www.youtube.com/watch?v=W8CEOIAOGas>

Open Tuesday Maths Worksheet

Begin by practicing counting in 2's. You might like to use this song on YouTube to help you:


[Count by 2 | Dancing 2's | Skip Counting by 2 | Count to 100 | Educational Songs | Jack Hartmann - YouTube](#) or see if you remember how to count in 2's by jumping up and down like a frog counting in 2's as you jump up.

TAKE AWAY RULE – ALWAYS MAKE THE BIGGEST NUMBER FIRST!


Today you will be learning to take away multiples of 10 from two-digit numbers.

- ❖ Read the number sentences given.
- ❖ Use items from home that are long such as pencils or crayons to represent the ten diene and something small for example, beads, Lego to represent the one dienes.
- ❖ Next make the BIGGEST number using your items – COUNT IN TENS TO HELP YOU!
- ❖ Then take away the smallest number from the biggest number by getting rid of your items. For example, $17 - 10 =$ I would have 1 pencil and 7 small Lego pieces to represent 17 and then I will take away 1 pencil which represents the 10.
- ❖ Then count how many you have remaining.

Remember the long item represents 10 and the small item represents the one:



E.g. $17 - 10 = 7$



Activity:

Choose a set of questions to answer from the sheet.

Remember to start on the 1 or 2 star questions before doing the 3 star challenge questions.

Remember to make the BIGGEST number and then take away your smallest number from your biggest number.

Open Wednesday Maths Worksheet



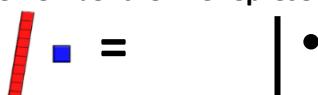
Have a go at a game of ping pong. You say a multiple of 10 first and then a family member says the next multiple of 10. You go back and forth till you reach 100.

TAKE AWAY RULE – ALWAYS DRAW THE BIGGEST NUMBER FIRST!

Today you will be learning to take away multiples of 10 from two-digit numbers.

- ❖ Draw the BIGGEST number first.
- ❖ Then take away the smallest number (by crossing out) from the biggest number.
- ❖ Then count all the dienes remaining.

Remember the line represents 10 and the dot represents the one:



Activity:

Wednesday
3rd

Thursday 4th

(Recorded lesson on Teams - you will need to download it)


Choose a set of questions to answer from the sheet.
Remember to start on the 1 or 2 star questions before doing the 3 star challenge questions.
Remember to draw the BIGGEST number and then cross out your smallest number from your biggest number.

Open Thursday Maths Worksheet

[Email or upload this work to your class Teams page.](#)

Friday 29th

Live lesson with your teacher on teams.



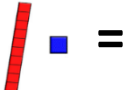
Have a go at a game of ping pong. You say a multiple of 2 first and then a family member says the next multiple of 2. You go back and forth till you reach 10. If you can keep going to 20!


TAKE AWAY RULE – ALWAYS DRAW THE BIGGEST NUMBER FIRST!

Today you will be learning to take away two-digit numbers from two-digit numbers.

- ❖ Draw the BIGGEST number first.
- ❖ Then take away the smallest number (by crossing out) from the biggest number.
- ❖ Then count all the dienes remaining.

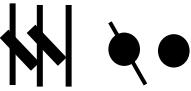
Remember the line represents 10 and the dot represents the one:





Don't forget to count the tens first then count on as you count the ones!

E.g. 32-21= 11



Activity:
Choose a set of questions to answer from the sheet.
Remember to start on the 1 or 2 star questions before doing the 3 star challenge questions.
Remember to draw the BIGGEST number and then cross out your smallest number from your biggest number.

Open Friday Maths Worksheet

During the week you can also use your Mathletics log on and try these activities online.

<https://login.mathletics.com/>

Useful links:

Subtraction songs:

<https://www.youtube.com/watch?v=pwQKugrFmJQ>

<https://www.youtube.com/watch?v=QkPa9V2wtZs>

<https://www.youtube.com/watch?v=QkPa9V2wtZs>

<https://www.youtube.com/watch?v=QkPa9V2wtZs>

Other resources:

<https://www.ictgames.com/sharkNumbers/mobile/index.html>

<https://mathsframe.co.uk/en/resources/resource/555/Subtraction-Mini-Maths-Golf>

[Dienes - Identify and Represent Numbers - Mathsframe](#)

<https://www.busythings.co.uk/play/#>

<https://www.topmarks.co.uk/learning-to-count/place-value-basketball>

<https://www.busythings.co.uk/play/#> -

Subtraction only