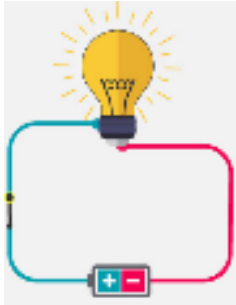


# Year 4 Lights, Camera, Action! Home Learning Activities


## Science



Create an information poster about electricity. You could think about what in your home uses electricity and how each appliance is turned on an off. You could also include facts about the discovery of electricity.

## History

Find out about the history of animation and create your own flipbook animation.



## Geography

Draw a map of your local area and label the human and physical features.



## Art



Make your very own director's cut board. You could use cardboard or even some wood.

## DT

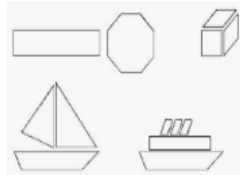
Go onto [How to MAKE A FLIPBOOK - YouTube](#)  
Create your own flip book animation.



## Computing

### MSWLogo - Download

Download MSWLogo – it's free.  
Draw shapes on your screen (forward 100, backward 100, right 90 and left 90)  
Remember pen up and pen down.



## RE

Research some facts about the Buddhist place of worship. Draw a picture and label what you can see.



## PSHE

Make a poster about how important a healthy lifestyle is.



## PE

Listen to the music below and create a dance that reflects the power, strength and precision of a Roman army. Think about using a variety of different movements and levels. Remember to use your body tension to create clear and precise movements.

'Epic roman music- Rising legion'-  
<https://www.youtube.com/watch?v=zBbWb90pUgo>

## RRSA

### Article 13

**The right to express your thoughts and opinions as long as it is not against the law.**

What do you think about what happens in your family? When do you discuss things that happen?  
How can you change things?

**Choose 1 activity each week to complete at home. You can bring your completed work to school, where it will be displayed in your classroom.**