


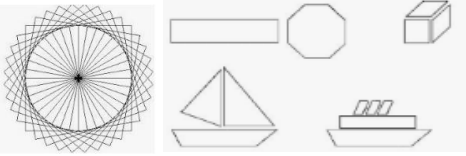



Year 3 Let's Play Home Learning Activities

<p><u>Science</u></p> <p>Investigate forces around your home and in the games, you play. Make a poster about these forces using diagrams and labels.</p> 	<p><u>History</u></p> <p>Find out about toys and games from the past and compare them to the toys and games you play with. Explain which you prefer and why.</p> 	<p><u>Geography</u></p> <p>Find the different continents on a world map and one country that belongs to each of the continents.</p> 	<p><u>Art</u></p> <p>Research the best board games. What makes them great? What colours have they used? Now design your own.</p> 
<p><u>DT</u></p> <p>Create directions for your game made in art: How to Play; Title of the Game; Players; and Materials Included. Now make the game and its pieces.</p>  	<p><u>Computing</u></p> <p>MSWLogo - Download https://mswlogo.en.softonic.com/</p> <p>Download MSWLogo – it's free. Draw shapes on your screen (forward 100, backward 100, right 90 and left 90) Remember pen up and pen down.</p> 	<p><u>RE</u></p> <p>Find out about the Hindu symbol.</p>  <p>Then draw a symbol to represent yourself and to show your identity.</p>	<p><u>PSHE</u></p> <p>Create a board game, or outdoor game. Write a set of rules for your game.</p> 
<p><u>PE</u></p> <p>Go to the park and using a large ball practise your dribbling and kicking skills. To begin with you can practice dribbling in a straight line, keeping the ball under control and close to you. Later on you may want to challenge yourself by dribbling around obstacles.</p> 	<p><u>RRSA</u></p> <p>Article 13 The right to express your thoughts and opinions.</p> <p>What do you think about what you learn at school? Would you change anything? Discuss your ideas with your parents.</p>	<p>Choose 1 activity each week to complete at home. You can bring your completed work to school, where it will be displayed in your classroom.</p>	