




# Year 2 Tales Around The World Home Learning Activities

**Science**  
 Try an experiment with plants at home: Give some water to one and give no water to another. Watch what happens and record in a diary.

**History**  
 Choose any traditional tale. Explain how you know that the story was set a long time ago. What clues are there in the pictures, plot and characters?

**Geography**  
 Research a traditional story from the country you or your family are from. Talk about the characters and what country the story is set in.




**Art**  
[BBC Two - Tales from around the World, The King Who Was Eaten For Breakfast](#)  
 Choose a scene from your favourite tale and paint a picture of it.



**DT**  
[BBC Two - Tales from around the World, The Story of Wali Dad](#)  
 Try to re-create a scene from your favourite tale using junk modelling.



**Computing**  
 WORD. Ask an adult to tell you a children's story from another country. There are some stories online that you can listen to with an adult. Together type up part of the story to print out and then you can read it to your teacher or to your class.





**RE**  
 Find out about the story of Easter. Draw a story map to help you retell the story.


**PSHE**  
 Staying safe at home: Write or draw a list of all the things your adult can do at home and what you can do at home without an adult.

What an adult can do at home	What I can do on my own at home

**PE**  
 Practise skipping with a skipping rope. See how long you can skip for? How many skips can you do without stopping?



**RRSA**  
[Article 27](#)  
**The right to a standard of living that meets the child's physical and social needs.**



**What do we mean by a good standard of living? Discuss this with your family.**

**Choose 1 activity each week to complete at home. You can bring your completed work to school, where it will be displayed in your classroom.**