









Year 2 Seaside Home Learning Activities

<p><u>Science</u> Create a 'shoe box' under the sea habitat for a sea creature of your choice.</p> 	<p><u>History</u> Create a poster to compare holidays at the seaside in the past, to holidays at the seaside now. Think about what has changed and why. What is still the same and why?</p> 	<p><u>Geography</u> Find out about physical features of the seaside. Draw a picture and label the different features.</p> 	<p><u>Art</u> Why don't you design an outfit you could wear at the beach?</p> 									
<p><u>DT</u> Make a delicious seaside snack and take a picture of it. Make it light and healthy!</p>  	<p><u>Computing</u> Paint – Drawing on the computer. Draw a picture of what you might see at the seaside. Add as much detail as you can using different colours and different tools. Add some labels to show what you have drawn.</p> 	<p><u>RE</u> Find out about the festival of EID-UL-FITR and compare it to other festivals you celebrate. How are they similar, how are they different?</p> 	<p><u>PSHE</u> Think about what you like buying and how you can save money. Make a simple plan for your spending and saving choices.</p> <table border="1" style="margin-left: auto; margin-right: auto; border-collapse: collapse; text-align: center;"> <thead> <tr> <th style="color: red;">Spend</th> <th style="color: green;">Save</th> <th style="color: purple;">Total</th> </tr> </thead> <tbody> <tr> <td style="height: 20px;"> </td> <td> </td> <td> </td> </tr> <tr> <td style="height: 20px;"> </td> <td> </td> <td> </td> </tr> </tbody> </table>	Spend	Save	Total						
Spend	Save	Total										
<p><u>PE</u> Go to the park and create different races. Think about different ways you can travel in the race or what can you transport. Can you time how quick you are and record your times? Keep a race diary of all your times, see if you can improve your time and get quicker at the races.</p>	<p><u>RRSA</u> Article 14 The right to think, believe and practise what they choose, as long as it doesn't stop others enjoying their rights. What does this mean you can and cannot do? Discuss it with your parents.</p>	<p>Choose 1 activity each week to complete at home. You can bring your completed work to school, where it will be displayed in your classroom.</p>										