












Year 1 Under the Sea Home Learning Activities

<p>Science</p> <p>Grow your own plant at home and keep a diary to explain how it grows and changes</p>  	<p>History</p> <p>Find out about Christopher Columbus and write or make a video diary about his first voyage to America.</p> 	<p>Geography</p> <p>Find out about different sea creatures found around the world and create a fact file about your favourite one.</p> 	<p>Art</p> <p>Create a collage of all your favourite sea creatures.</p> 
<p>DT</p> <p>Collect things you would find on the beach to help you to create a collage.</p> 	<p>Computing</p> <p>Record your own voice on the computer</p> <p>Do you know a song about the sea? Practise singing this song. Record yourself singing on the computer. Listen to your recording. How does it sound? Can you improve it? Share it with your friends and family.</p> 	<p>RE</p> <p>Find out about why water is special to different religions. Create a poster to show your ideas.</p> 	<p>PSHE</p> <p>Visit the Sea Life London Aquarium and take pictures of you and your family on your visit, to show your class. Make a poster about how we can keep the sea clean.</p>  <p>https://www.visitsealife.com/london/</p>
<p>PE</p> <p>Go to the park and create different races. Think about different ways you can travel in the race or what can you transport.</p> 	<p>RRSA</p> <p>Article 30 Every child has the right to learn and use the language, customs and religion of their family, wherever they live.</p> <p> Which language(s) do you use at home? Talk about special times for you and your family.</p>	<p>Choose 1 activity each week to complete at home. You can bring your completed work to school, where it will be displayed in your classroom.</p>	