

Year 1 Transport Home Learning Activities

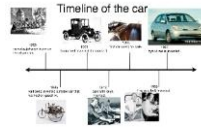
Science

Make your own weather chart to record what the weather is like every day for one week.



History

Find out about how your favourite vehicles have changed over time. Draw a timeline to show how a vehicle has changed from when it was first invented to now.




Geography

Take a journey through your local area and record the different types of transport you see. Draw a picture and label the different ways of travelling that you see.




Art

Draw and paint a picture of your favourite transport and label the important parts, such as: headlights, tyres etc.



DT

Make a 3D model rocket or other transport of choice. Use the following video with your parent or carer to help you. [Mister Maker: How to Make a Mini Space Rocket - YouTube](#)



Computing

Remote Control Toys
Make your toy go forward and go backward. Make your toy turn left and turn right. Explain how your toy will have to travel to go from the front door to the kitchen. Explain how your toy will have to travel to go from the TV to the front door.



RE

Think of a special journey you would like to go on and draw a picture of this place. Think about how you would travel there.



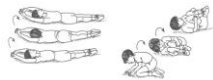
PSHE

Make a "crossing the road safely" poster.



PE

Practise different balances, rolls and jumps. Can you link some of these skills together, e.g. perform a balance and then go into a roll.



RRSA

Article 27
Every child has the right to a standard of living that is good enough to meet their needs and support their development.



What do we mean by 'standard of living'? What do you need to live well?

Choose 1 activity each week to complete at home. You can bring your completed work to school, where it will be displayed in your classroom