

# Year 1 Traditional Tales Home Learning Activities

## Science


Make a poster about objects in your home. Write the name of the object and which material it is made from.



The fork is made from metal.

## History

Find out about how old traditional tales compare to new versions of the same tale.




## Geography

Go to the library and find a book that comes from the country you are from. Read and talk about this story with someone at home.


## Art

Use a variety of materials to create a collage of your favourite traditional tale.



## DT

Using unwanted socks and the help of an adult, make a puppet family from your favourite traditional tale.



## Computing

Paint – Drawing on the computer



Draw a picture of your favourite traditional tale.

Add as much detail as you can using different colours and different tools. Add some labels for the important characters, such as their name or their favourite spoken words.

## RE

Find out about a special story from a religion of your choice. Draw a story map to tell this story.



## PSHE

Share an opinion: what is your favourite traditional tale and why?

My favourite traditional tale is... because...

You could then draw a picture of your favourite tale.



## PE

Listen to the music below and create a sequence of movements to create a dance. Think about the words in the music and the speed of the music. Can your movements reflect the music? Movements might include spins, twirls, tiptoeing, stamping, hop, jump.



'If you go down to the woods today'-

<https://www.youtube.com/watch?v=dZANKFxrckU>

## RRSA

### Article 14

Every child has the right to think and believe what they choose; as long as they are not stopping others from enjoying their rights.



Talk about what this means and discuss how you do this.

**Choose 1 activity each week to complete at home. You can bring your completed work to school, where it will be displayed in your classroom.**