
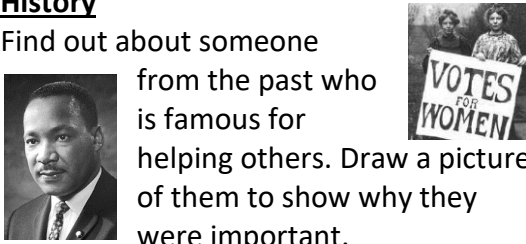










Year 1 Heroes and Heroines Home Learning Activities

<p>Science Find out some interesting facts about a famous scientist and create a quiz.</p> 	<p>History Find out about someone from the past who is famous for helping others. Draw a picture of them to show why they were important.</p> 	<p>Geography Find out facts about the country your family come from and any countries they have visited. Talk about countries you would like to visit with them!</p> 	<p>Art Why don't you design a superheroine/superhero cape? You can make your own logo as well.</p> 
<p>DT Ask mum or dad for any unwanted clothes they might have and make your own superheroine/superhero cape. You can use the logo that you designed for Art. Then it's time to play - use your cape to spread kindness.</p> 	<p>Computing Record your own voice on the computer. Tell an adult about your favourite hero or heroine. Once you feel happy talking about your favourite hero or heroine, try to record yourself talking about your hero or heroine on the computer. Listen to your recording. Can you improve it? Share it with your friends and family.</p> 	<p>RE Think about someone who is special to you and why. Draw a picture of them and write sentences to explain your ideas.</p> 	<p>PSHE Make a poster showing all the people that can help you and other children, to keep them safe.</p> 
<p>PE Can you make up your own game using balls or beanbags? Think about how you will score points and how you will move the ball or beanbag.</p> 	<p>RRSA Article 13 Every child must be free to say what they think and to seek and receive all kinds of information, as long as it is within the law.</p>  <p>Can you just say whatever you think about someone else? What might happen if we all did this?</p>	<p>Choose 1 activity each week to complete at home. You can bring your completed work to school, where it will be displayed in your classroom.</p>	