




# Welcome to Colindale Nursery Class

**Learning and Living Together**



**New Nursery  
Parents Meeting  
20<sup>th</sup> July 2019**



# Senior Leadership Staff



**Lucy Rodgers**  
Head Teacher



**Wendy Wayland**  
Deputy Head



## Assistant Heads



**Emma Hurn**  
EYFS



**Nisha Parmar**  
KS1



**Susannah  
Averbrook**  
Lower KS2



**Sarah  
Robertson**  
Upper KS2



**Lindy Napthine**  
SEN

# Admissions

Joan McCarthy- Office Manager

- Ensure we have all completed forms before admission



- Please ensure contact details are up to date and inform school of any changes straight away

# Nursery Class Staff



## **Class Teacher:**

Jenni McDonough

## **Nursery Nurses:**

Amy Stevenson

Charlotte Belacel

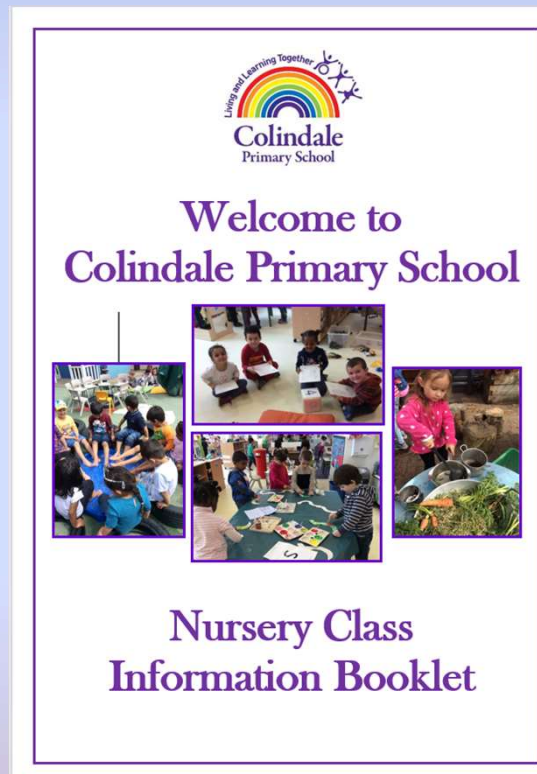
Jo Warren

# Starting Nursery



## Information booklet

Very important document- please read thoroughly



# Stay and Play session

Date and time in Welcome Pack



# Home visits



- Date and time in your Welcome pack

*HOME VISITS*





# Settling in

- First day: stay for 1 hour
- Second day onwards: whole session if your child is happy
- **30 hours place:** stay for lunch for a week, then whole day if your child is ready

Be prepared to stay if your child does not settle



# Daily Routines



- Children choose from of a variety of exciting activities based on the EYFS framework
- Adult-led, small and large group activities
- Indoor and outdoor play

# Early Years Foundation Stage (EYFS) framework



## The Characteristics of Effective Learning

The focus of the Characteristics of Effective Learning is on how children learn rather than what they learn.

We support children to develop these characteristics to make sure they become effective learners.

### Playing and Exploring

- Finding out and exploring
- Playing with what they know
- Being willing to have a go



### Active Learning

- Being involved and concentrating
- Keeping trying
- Enjoying and achieving what they set out to do


### Creating and Critical Thinking

- Having their own ideas
- Making links
- Choosing ways to do things



# EYFS framework

## The Seven Areas of Learning and Development



The Foundation Stage Curriculum is for children aged 3-5 years and has 7 areas of learning which are:

### Prime Areas

Communication & Language

Physical Development

Personal, Social, Emotional Development



### Specific Areas

Literacy

Mathematics

Expressive Arts & Design

Understanding the World

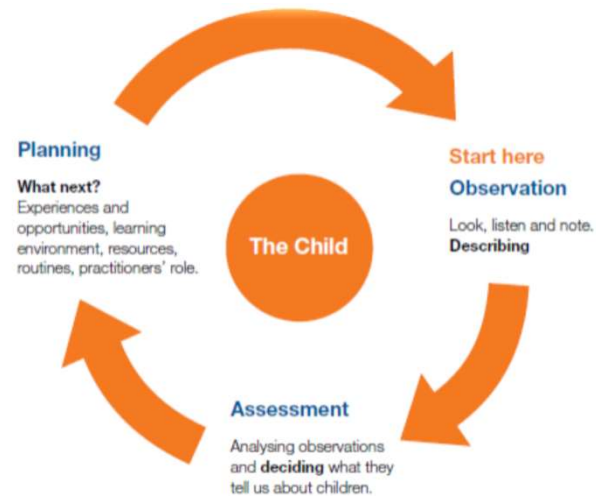


# Observation, Assessment and Planning Cycle



The children are at the centre of all that we do

Observations and assessments inform our activity planning for children's next steps.




Adults observe the children, watching, listening and noting.

Assessments of stages of development and children's interests.

Tapestry Online Journals

# Observation & Assessment



## TAPESTRY ONLINE LEARNING JOURNAL

9:41 AM 100%

Back Observation

Best friends  
31/10/2014 with 2 Children




Assessments

<b>Personal, Social and Emotional Development</b>	22-36 months
Making Relationships	
<ul style="list-style-type: none"> <li>May form a special friendship with another child.</li> </ul>	
<b>Personal, Social and Emotional Development</b>	30-50 months
Self Confidence & Self Awareness	
<ul style="list-style-type: none"> <li>Confident to talk to other children when playing, and will communicate freely</li> </ul>	

Observation

Making a collage



This afternoon James used his creativity skills to create a collage alongside his friends. He enjoyed the activity and was supported by the guide on his table. He kept saying "his friend who are my friends all doing together?"

We had at the collage table for a long time hearing his collage and playing with the glue. His heartbreak should be he could have by being noisy and getting all over his friends.

Assessments

<b>Communication and Language</b>	30-36 months
Speaking	Developing
<ul style="list-style-type: none"> <li>Questions why things happen and gives explanations. (like e.g. who, what, when, how)</li> </ul>	
<b>Physical Development</b>	30-36 months
Playing and handling	Developing
<ul style="list-style-type: none"> <li>Uses simple tools to affect objects in material.</li> </ul>	

Comments (1)


**James B's Mum**  
02/11/2014 10:23 PM

Today we have continued the learning we started at Music Centre, by firstly going around to look at different objects to make a collage and then using glue to create our collage.

We enjoyed the experience of going to introduce his friends and together of the same thing to open and close the activity to "oh". He was keen to share his experience of being able to be friends by using "because" the words "because" the words "because" something really cool!

Jamie's train play

by Steve Edwards added Oct 20, 2014 12:30 PM



Notes

Jamie really enjoyed building a train track today and especially liked the fact that it had in its own tunnel. He uses the train driver, and his train was called Thomas, which was funny because Thomas is also his brother's name!

Characteristics of Learning

**Playing and Exploring**

Playing with what they know

- Representing their experiences in play
- Taking on a role in their play

Leave a reply

# Preparing your child for Nursery

We encourage the children to be independent with their self-help skills. Please help teach your child to:

- Dress/undress themselves, especially shoes
- Put on their coat
- Use the toilet properly and wash hands
- Use a tissue to wipe their own nose and to throw the tissue into the bin
- Tidy up their own toys
- Develop their listening and speaking skills

e.g. reading stories together, time together as a family - less TV/tablet time



# Uniform

Nursery uniform is optional

- Purple sweatshirt/ cardigan
- White polo shirt
- Black tracksuit bottoms or grey trousers/skirt
- Black shoes or trainers (no buckles or laces).
- Purchase from supermarket
- **All clothes labelled**
- Waterproof coat, every day.



# Illnesses and Absences



- Very important your child attends regularly
- Learning and friendships are affected with regular absences
- Your child may lose their place
- Telephone the school if your child is ill
- Request leave of absence in writing to the Headteacher





# Parents as Partners



- Informal discussions about your child
- Parent Consultations
- Stay and Play sessions
- Tapestry Online Journals
- Learning and play activities continued at home e.g. reading, [home learning](#)
- Nursery class newsletter
- Fund raising events and activities, PSA. Summer Fair.

# Any questions?



.....and finally



We look forward to you and your child joining  
the Nursery class in September

Please come and visit the class