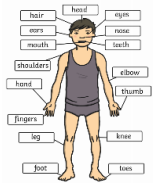











Year 1 Marvellous Me! Home Learning Activities

<p>Science</p> <p>Draw a picture of yourself and label all the body parts that you know.</p> 	<p>History</p> <p>Find out about members of your family and create a family tree.</p> 	<p>Geography</p> <p>Find out facts about the country you or your family come from and create a poster. This could include facts about food, languages and famous landmarks.</p> 	<p>Art</p> <p>Draw a picture of yourself with your best friend or family member. Make it colourful</p> 
<p>DT</p> <p>Create an 'all about me bag'. You can include cinema tickets, pictures and even a favourite toy!</p> 	<p>Computing</p> <p>WORD:</p> <p>Type your name on the computer. Use a capital letter for the first letter. Can you change the size of your name? Can you change the colour of the letters? Can you change the font? Stylize your name. Make it reflect who you are.</p> 	<p>RE</p> <p>Think about what people, books and places are special and important to you. Take a picture of them and write sentences to explain why they are special to you.</p> 	<p>PSHE</p> <p>Think about ways you can keep your body healthy. Draw and label a picture of a healthy meal or a healthy/active activity you can do to keep your body healthy.</p> 
<p>PE</p> <p>Go to the park with a ball or beanbag and practise rolling, throwing/catching and kicking the ball at a target.</p> 	<p>RRSA</p> <p>Article 19 Children must be protected from abuse, violence and bad treatment by their parents or anyone else.</p> <p>What does this mean? Talk about it with your parents.</p> 	<p>Choose from these activities to complete at home. You can bring your completed work to school, where it will be displayed in your classroom.</p>	