










Spanish Overview and Intent

At Colindale Primary we intend that all key stage 2 children will have the opportunity to learn Spanish in a way that is enjoyable and relevant to their lives. They will gradually acquire a bank of vocabulary centred on everyday topics, such as numbers, colours, body parts, school, travel and emotions, and learn to use this within simple sentences, both oral and written. The lessons will involve a balance of speaking, listening, reading and writing. The curriculum has been planned so that the teaching in subsequent years builds up on the children's previous knowledge. Lessons will be interactive, fun and stimulating, with vocabulary consolidated through a range of different tasks and activities. Our curriculum is intended to provide a foundation for children who will go on to learn Spanish at secondary school and act as a way for all children to develop a deeper understanding of how languages in general work, which will underpin any other future languages they may learn. Lessons will take place weekly and last for about 30 minutes.

Links to Rights Respecting Articles: 28, 29, 30

	Autumn	Spring	Summer
Year 3	<ul style="list-style-type: none"> ❖ <u>Numbers:</u> <ul style="list-style-type: none"> ➤ Saying and recognising numbers 0-20  <ul style="list-style-type: none"> ➤ Writing numbers and addition and subtraction sums ➤ Matching numbers to their names ❖ <u>Greetings:</u> <ul style="list-style-type: none"> ➤ Greetings - hello, goodbye, buenos dias, buenos tardes, buenos noches 	<ul style="list-style-type: none"> ❖ <u>Colours:</u> <ul style="list-style-type: none"> ➤ Colours: blue, red, yellow, white, black, orange, white and pink  <ul style="list-style-type: none"> ➤ Revise numbers to 20 ➤ Introduce colours: brown, purple and grey ➤ Ask and respond to "What is your favourite colour?" 	<ul style="list-style-type: none"> ❖ <u>Birthdays:</u> <ul style="list-style-type: none"> ➤ Asking and answering when their birthday is. ❖ <u>Body parts:</u> <ul style="list-style-type: none"> ➤ head, nose, teeth, hair, eyes, mouth, ears, hair, leg, foot, stomach, hand, arm, shoulders and knees. 

	<ul style="list-style-type: none"> ➤ Say and respond to “What is your name?” and “how old are you?”  <ul style="list-style-type: none"> ➤ Ask and respond to “How are you?” 	<ul style="list-style-type: none"> ❖ Food: ➤ Learn the names of different food and drinks  <ul style="list-style-type: none"> ➤ What is healthy? What is not healthy?” ➤ Recap “the” for masculine and feminine words. <ul style="list-style-type: none"> ❖ The Calender: ➤ Days of the week ➤ Months of the year. 	<ul style="list-style-type: none"> ➤ Adjectives describing features of the body. ➤ Revise colours and colours relating to hair e.g. blonde
Year 4	<ul style="list-style-type: none"> ❖ Zoo Animals: ➤ Recap the gender of nouns. ➤ Zoo animals e.g. tiger, elephant, hippo.  <ul style="list-style-type: none"> ➤ Adjectives: big, small, sharp, smooth, long, short, tall. ➤ Revise parts of the body. <ul style="list-style-type: none"> ❖ Family: ➤ Members of the family; mum, dad, sister, brother, auntie, uncle, grandma, grandpa, cousin. 	<ul style="list-style-type: none"> ❖ Family continued: ➤ Describing members of the family and themselves. ➤ Using “I have” and “He/She has” in sentences. ➤ To use the word “and” in sentences. <ul style="list-style-type: none"> ❖ Shopping: ➤ Look at fruit, vegetables and clothes. ➤ Ask and respond to “Do you like....?” ➤ Make a request in a shop: “I would like....” 	<ul style="list-style-type: none"> ❖ Shopping continued: ➤ Describe clothes using adjectives. ➤ Counting in 10s ➤ Asking how much something costs. <ul style="list-style-type: none"> ❖ Let’s go: ➤ Transport: cars train, plane, bus, boat, taxi 



- Possessive adjective: my
- Revise description words from Year 3 and colours.



- How do they get to school?
- Use the verb “to go”
- Directions: asking and responding to directional instructions.

Year 5 (and year 6 Sep 2023)

❖ **Pets:**

- Learn names of pets: cat, dog, fish, snake
- Revise physical features on describing animals
- Learn additional adjectives to describe the animals i.e. cute, fierce, funny
- Say and write why you like a certain animal.

❖ **My Routine:**

- Read the time o'clock, half past, quarter past and quarter to
- Answer written and orally what time it is
- Write what time of day they do things e.g. getting up in the morning, having lunch.
- Read and interpret a school timetable.

❖ **Christmas vocabulary:**

decorations, Christmas tree, snowflake, candles, holly, fireplace, Santa, snow



➤ **My Town:**

- Places in the town: market, shop, supermarket, park, bank, café, clothes shop, cinema, pharmacy, church, mosque, temple, train station



- Revise directions:
Is there, here, it is, on the corner, on the right on the left.

- Ask for and give directions to a place

➤ **All about me:**

- Recognise ways to introduce yourself
- Likes and dislikes - hobbies
- Extending sentences using conjunctions: but, and because
- Ask and answer questions about jobs

❖ **Eating Out:**

- Ask and answer questions about drinks.
- Say what they would like in a sandwich.
- Describing what they like to eat.
- Using the words “with” and “without”
- Ordering pizza

❖ **Holiday:**

- Holiday destinations
- Places you may visit on holiday: museum, beach, farm, zoo.



- Seasons
- Weather



Yr 6 (from sep 2024)

❖ **My world:**

- ❖ Describe their house and where they live
- ❖ Naming different types of homes, and describing features of a home.



- ❖ Vocabulary relating to objects in the living room, dining room and bedroom, kitchen.

- ❖ Describe who lives with them.



❖ **Christmas:**

- Revise Christmas vocabulary from year 5: decorations, Christmas tree, snowflake, candles, holly, fireplace, Santa, snow



❖ **Our school:**

- Objects in the classroom; pencil case, pen, pencil
- Subjects in school.
- Favourite subjects and least favourite subjects and describe why.



❖ **At the shops:**

- Revise language learnt in Year 4
- Look at the different shops and learn their names e.g. bakery, butcher.
- Interpret shopping lists.



❖ **How you are feeling:**

- Revise different emotions from year 3.
- Going to the doctors.



- Describing pain or how you feel.

❖ **Holiday Time:**

- Revise transport
- Tell the time in 5 minute intervals
- Asking what time it is
- Describe their favourite holiday
- Clothes items: trousers, shorts, t-shirt, jumper, coat, skirt, hat, sunglasses, gloves, swimsuit, shoes, sandals.